


Light-emitting diode module Prism P2 HE 1W

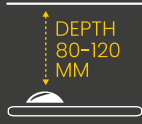
TECHNICAL INFORMATION

LED type	2835
Input	12V DC
Color temperature	6500 K
Beam angle	165°
Protection level	IP 67
Center-to-center distance	200 mm
Working temperature	-30°C + 50°C
Available colors	●
Power	1 W
Light output	115 lm



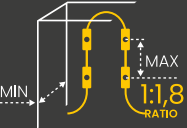
FOR CHANNEL LETTERS

MODULE DESIGNED FOR CHANNEL LETTERS




DEPTH 80-120 MM

BEST FOR 80-120MM DEEP LIGHTBOXES



RECOMMENDED DEPTH: C-C DISTANCE RATIO

1:1,8 RATIO



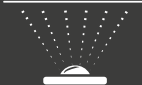
UP TO 120LM/W

HIGH EFFICIENCY LED INSIDE



IP67

DUST AND WATER PROTECTED



115 lm

HIGH BRIGHTNESS 115 LM PER MODULE




6500 K

6500 K AND OTHER COLORS

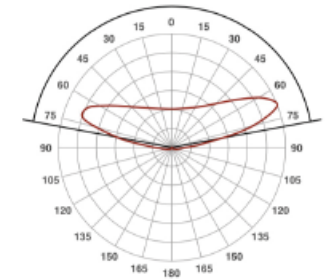


5 YEARS WARRANTY

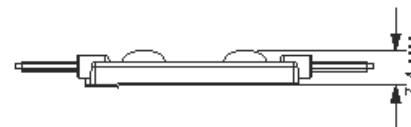
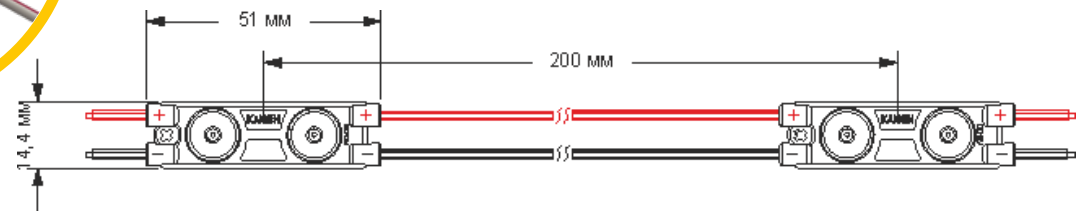
5 YEAR EXTENDED WARRANTY



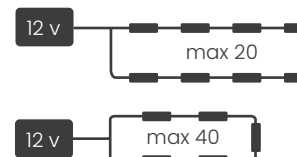
LIGHT DISTRIBUTION GRAPH
Beam angle is 165°



DIMENSIONS



CONNECTION



PACKAGING

Packing type	Chain	Package	Box
Quantity	20 pcs	200 pcs	2400 pcs
Weight	0,16 kg	1,6 kg	18,22 kg